

How to find Journal Ranking



Web of Science

Using Journal Citation Reports



Step 1: Go to <http://www.library.uitm.edu.my/> and select Databases Subscribed by UiTM

UNIVERSITI TEKNOLOGI MARA **PTAR** "LIBRARY for ALL" **Perpustakaan Tun Abdul Razak** **UiTM Library**

[HOME ANJUNG](#) [ABOUT US TENTANG KAMI](#) [FACILITIES & SERVICES KEMUDAHAN & PERKHIDMATAN](#) **E-RESOURCES** [NEWS & EVENTS BERITA & AKTIVITI](#) [CONTACT US HUBUNGI KAMI](#) [DOWNLOADS MUAT TURUN](#)

Databases Subscribed by UiTM
Exam Papers EQPS
UiTM Institutional Repository
Malaysian Theses Online

PERPUSTAKAAN TUN ABDUL RAZAK
UiTM Library
<http://library.uitm.edu.my>

E-RESOURCES
Databases Subscribed by UiTM
Exam Papers EQPS
UiTM Institutional Repository
Malaysian Theses Online
UiTM Journal
PTAR Knowledge Management Portal
Dasar Penyerahan Bahan Harta Intelek
New Addition (Books)

RESEARCH GUIDE
Research Resources
Research Services
EndNote | Mendeley | SPSS
Writing & Publishing
Plagiarism
UiTM in Scopus | WOS
Research @ UiTM
ERA Journal List



What's On
A student is reading a book titled "biology".


Quick Login
My Library EQPS EZAccess
OPAC MyACCOUNT WILS

Step 2: Enter your student/staff ID num and your IC num

Welcome to **EzAccess** Login Page

A gateway to access list of online database subscribed by UiTM Library

	Your student/staff ID num
	Your IC num



Step 3: Go to 'W' for Web of Science

The screenshot shows a library website interface. At the top, there is a green header bar. Below it, a navigation bar contains letters A through W, with 'W' highlighted in blue. Underneath the letters are search filters: 'Num', 'All', '- by format -', and '- by subject -'. A link 'expand all descriptions' is located on the right side. The main content area lists four resources:

- Web Of Science (WoS)**: Includes an information icon (i), a lock icon, and an 'OD' icon.
- WestlawNext**: Includes a lock icon, an 'OD' icon, and a help icon (?). A note below reads: "Note: Formerly known as Westlaw International".
- Wiley Online Library**: Includes an information icon (i), a lock icon, an 'OD' icon, and an 'EB' icon. A note below reads: "Note: Subscription end 31 Dec 2015".
- World Scientific**: Includes an information icon (i), a lock icon, and an 'EB' icon.

Step 4: Under Web of Science, click Journal Citation Reports

The screenshot shows the Web of Science website interface. At the top, there is a navigation bar with several tabs: "Web of Science™", "InCites™", "Journal Citation Reports®", "Essential Science Indicators™", and "EndNote™". The "Journal Citation Reports®" tab is highlighted with a red circle, and two red arrows point from the text "Step 4: Under Web of Science, click Journal Citation Reports" to this tab. Below the navigation bar, the "WEB OF SCIENCE™" logo is on the left, and the "THOMSON REUTERS™" logo is on the right. A search bar is located in the center, with the text "Example: oil spill* mediterranean" and a "Search" button. Below the search bar, there are options for "TIMESPAN" and "MORE SETTINGS".

Web of Science™ InCites™ Journal Citation Reports® Essential Science Indicators™ EndNote™ Sign In Help English

WEB OF SCIENCE™ THOMSON REUTERS™

Search Web of Science™ Core Collection My Tools Search History Marked List

Welcome to the new Web of Science! View a brief tutorial.

Basic Search

Example: oil spill* mediterranean

Journal Citation Reports® Es

Search

Click here for tips to improve your search.

TIMESPAN

All years

From 1999 to 2016

MORE SETTINGS

Step 5: In InCites Journal Citation Reports, tick JIF Quartile and Submit

Web of Science™ InCites™ Journal Citation Reports® Essential Science Indicators™ EndNote™ Sign In Help English

InCites™ Journal Citation Reports®



THOMSON REUTERS™

JIF Quartile ▼

Q1 Q3
 Q2 Q4

to

Average JIF Percentile Range

to



Clear Submit

<input type="checkbox"/>	9	NATURE	627,846	38.138	1.44762
<input type="checkbox"/>	10	Annual Review of Astronomy and Astrophysics	9,000	37.846	0.02021
<input type="checkbox"/>	11	JAMA-JOURNAL OF THE AMERICAN MEDICAL	129,909	37.684	0.27518

Step 6: The following list is the selected ranking journals, the data can be download from the web

Compare Journals		Compare Selected Journals	Add Journals to New or Existing List	Customize Indicators	
View Title Changes		Full Journal Title	Total Cites	Journal Impact Factor	Eigenfactor Score
<input type="checkbox"/>	1	CA-A CANCER JOURNAL FOR CLINICIANS	20,488	131.723	0.06261
<input type="checkbox"/>	2	NEW ENGLAND JOURNAL OF MEDICINE	283,525	59.558	0.68563

Home

Select download format

- PDF
- CSV
- XLS

Go to Journal Profile

Journals By Rank



Categories By Rank

Step 7: Click the journal title

		Full Journal Title	Total Cites	Journal Impact Factor	Eigenfactor Score
View Title Changes 	<input type="checkbox"/>	1 CA-A CANCER JOURNAL FOR CLINICIANS	20,488	131.723	0.06261

InCites™ Journal Citation Reports®

THOMSON REUTERS™


[Home](#)  

CA-A CANCER JOURNAL FOR CLINICIANS

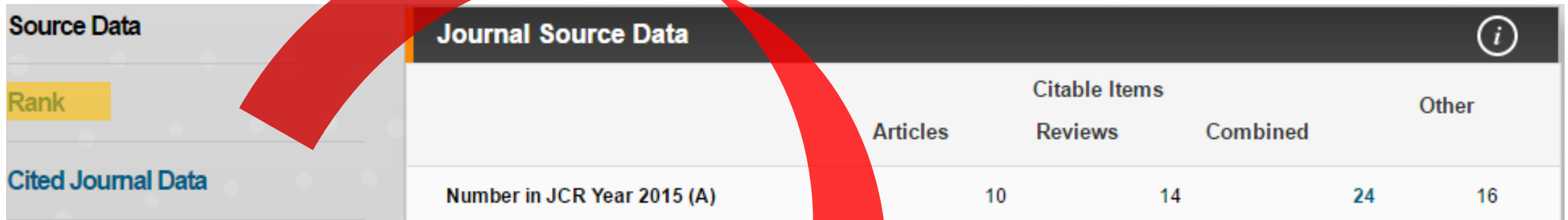
ISSN: 0007-9235
WILEY-BLACKWELL
111 RIVER ST, HOBOKEN 07030-5774, NJ,
USA

Titles
ISO: CA-Cancer J. Clin.
JCR Abbrev: CA-CANCER J CLIN

Categories
ONCOLOGY - SCIE

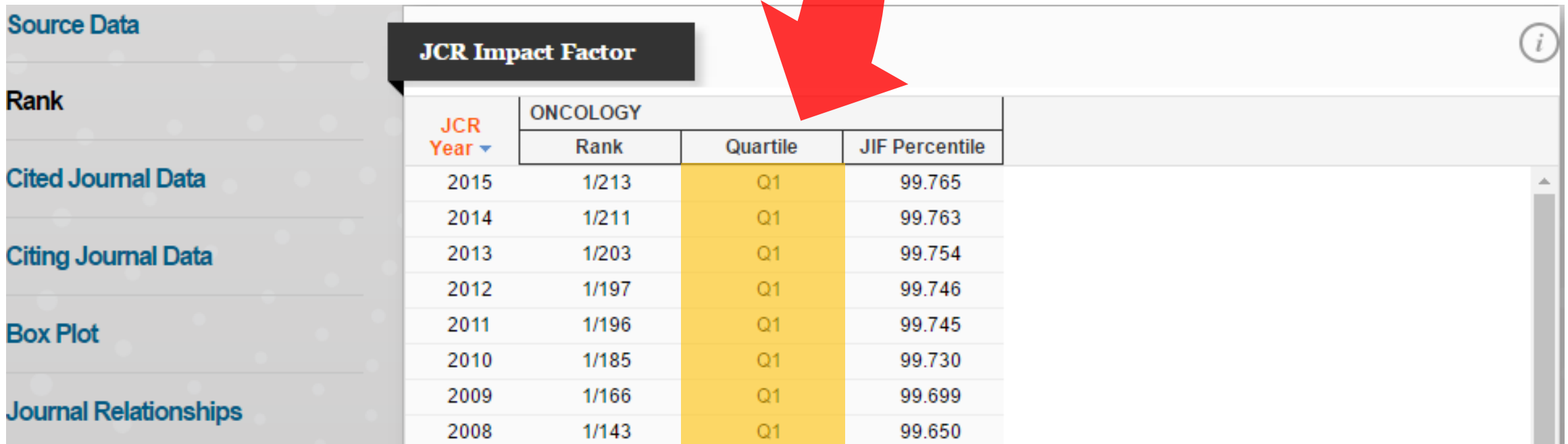


Step 8: Click Rank to double check Rank



The screenshot shows a sidebar on the left with buttons for 'Source Data', 'Rank', and 'Cited Journal Data'. The 'Rank' button is highlighted in yellow. A red arrow originates from the 'Rank' button and points towards the 'JCR Impact Factor' table in the second screenshot.

Journal Source Data				
	Citable Items			Other
	Articles	Reviews	Combined	
Number in JCR Year 2015 (A)	10	14	24	16



The screenshot shows a sidebar on the left with buttons for 'Source Data', 'Rank', 'Cited Journal Data', 'Citing Journal Data', 'Box Plot', and 'Journal Relationships'. The 'Rank' button is highlighted in yellow. A red arrow originates from the 'Rank' button and points towards the 'JCR Impact Factor' table.

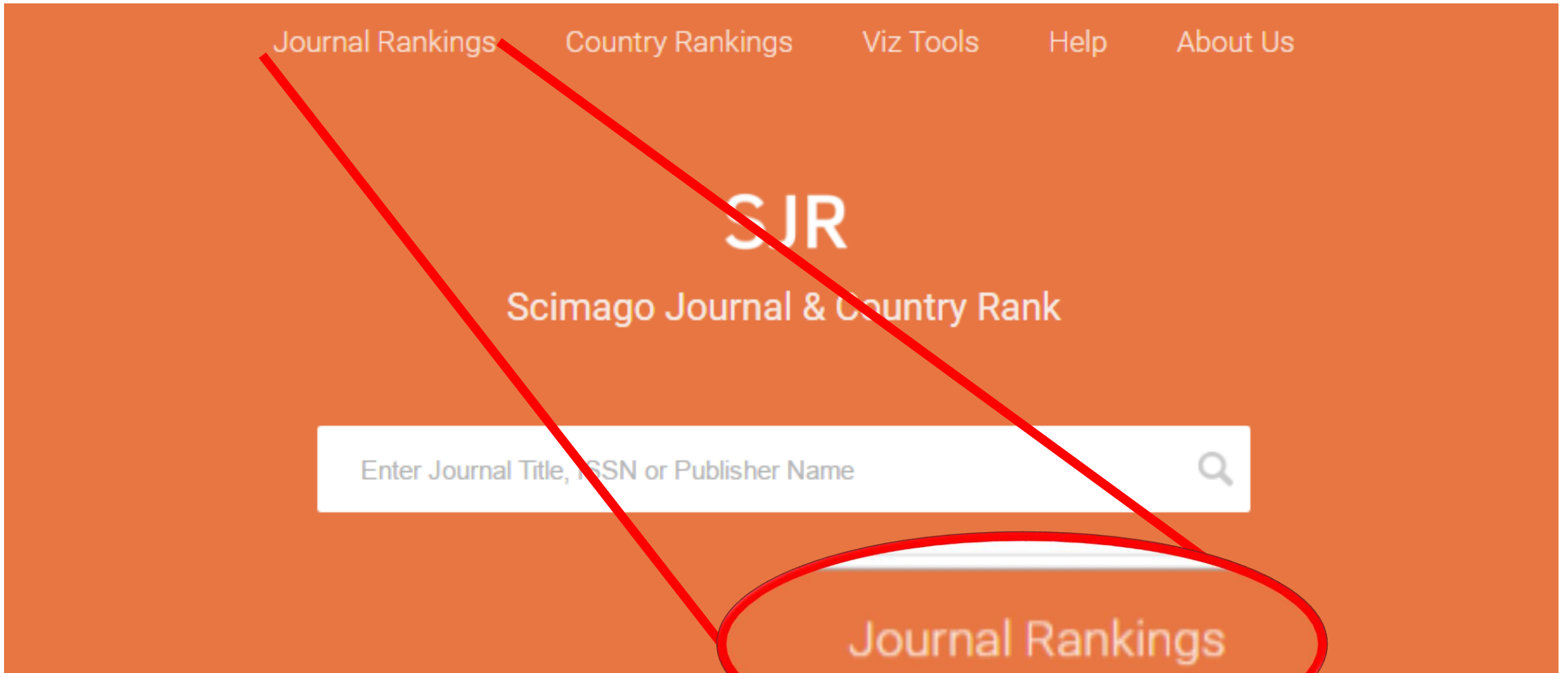
JCR Impact Factor			
JCR Year	ONCOLOGY		
	Rank	Quartile	JIF Percentile
2015	1/213	Q1	99.765
2014	1/211	Q1	99.763
2013	1/203	Q1	99.754
2012	1/197	Q1	99.746
2011	1/196	Q1	99.745
2010	1/185	Q1	99.730
2009	1/166	Q1	99.699
2008	1/143	Q1	99.650

Scopus

Using Scimago Journal & Country Rank



Step 1: Go to <http://www.scimagojr.com/> and click Journal Rankings



Step 2: The following is the ranked journal, the data can be download from the web

SJR Scimago Journal & Country Rank

Home Journal Rankings Country Rankings Viz Tools Help About Us

All subject areas All subject categories All regions / countries All types 2015

Display only Open Access Journals Display journals with at least 0 Citable Docs. (3years) Apply

[Download data](#) 1 - 50 of 29712 >

Title		↓ SJR	H index	Total Docs. (2015)	Total Docs. (3years)	Total Refs.	Total Cites (3years)	Citable Docs. (3years)	Cites / Doc. (2years)	
1 Nature Reviews Molecular Cell Biology	journal	32.928 Q1	324	170	539	8084	7978	202	37.10	47.55
2 Annual Review of Immunology	journal	32.720 Q1	254	26	74	5684	2937	74	35.72	218.62
3 Nature Reviews Genetics	journal	32.615 Q1	267	157	676	6584	8171	212	36.13	41.94
4 CA - A Cancer Journal for Clinicians	journal	32.242 Q1	117	43	139	3741	8650	117	80.54	87.00

Thank You

